

Report Card

Second Quarter – 2024

(April – June 2024)

STRATEGIC PLAN

MY METRA • OUR FUTURE

In February 2023, the Metra Board of Directors adopted *My Metra, Our Future*, the next five-year strategic plan for the agency. This plan builds upon Metra’s first-ever strategic plan, *On Track to Excellence*, sets strategic goals and objectives that address longstanding challenges for the agency and the new obstacles brought on by the COVID-19 pandemic, and will guide Metra’s decision-making over the 2023-2027 time period. The five strategic goals are presented below, and measures of success throughout this report track our progress toward implementation of the plan. The full plan is available at [Metra.com/strategic-plan](https://www.metra.com/strategic-plan). This report is a companion to it.

TRACKING PROGRESS TOWARD OUR STRATEGIC GOALS

- Enhance service to grow ridership and provide mobility choices
- Ensure the Metra experience is safe, easy, and enjoyable for all customers
- Attract a diverse workforce and invest in our employees
- Innovate to become more efficient and effective
- Be a socially responsible organization committed to equity and sustainability



ENHANCE SERVICE TO GROW RIDERSHIP & PROVIDE MOBILITY CHOICES

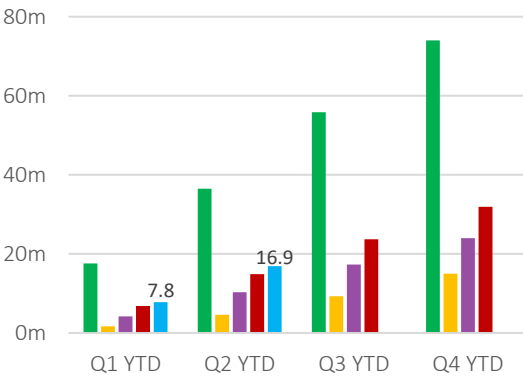
The COVID-19 pandemic brought on new ridership patterns and changing rider behavior. Metra is committed to responding to evolving travel needs by moving toward a regional rail service model. It is our goal to introduce new schedules, explore new service opportunities, and simplify our fare structure to grow ridership and make Metra a mobility choice for all trip types throughout northeastern Illinois.

A. Grow Ridership

Pre-COVID, Metra provided about 281,000 rides each weekday and over 70 million passenger trips annually. Between 2023-2027, Metra will work to build our ridership and attract new customers to our system.

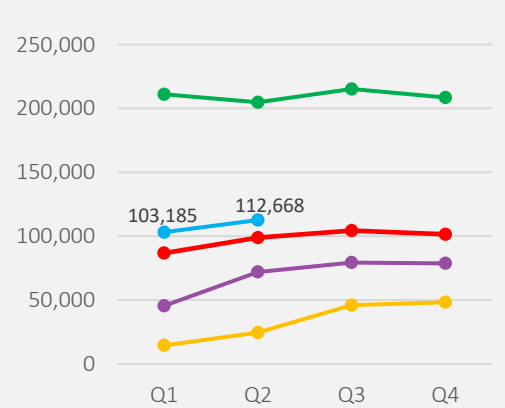


1. Systemwide Estimated Passenger Trips (millions)



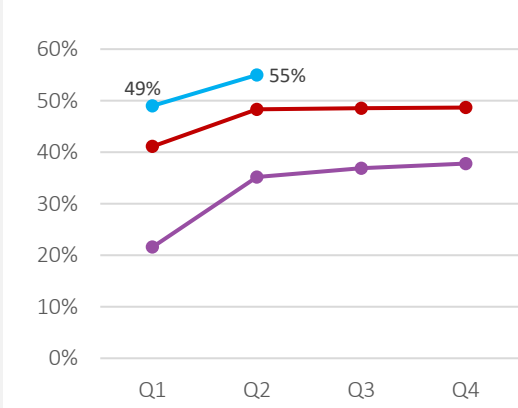
Source: Transportation Planning

2a. Avg Weekday Ridership, Peak Direction



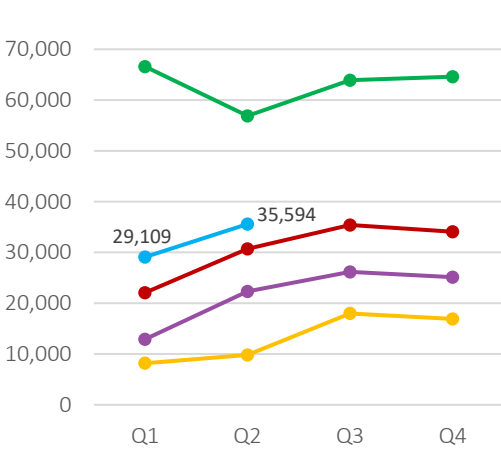
Source: Transportation Planning

2b. Weekday Ridership (% of 2019 Levels)



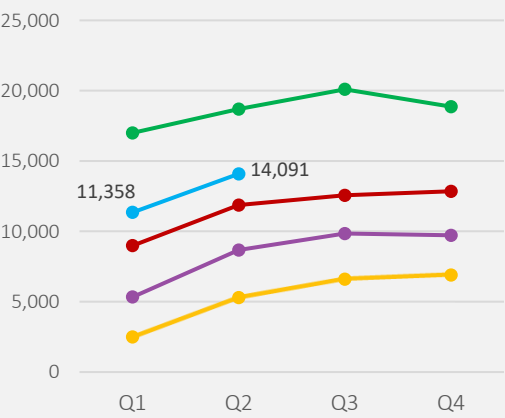
Source: Transportation Planning

3a. Avg Weekday Ridership, Off-Peak



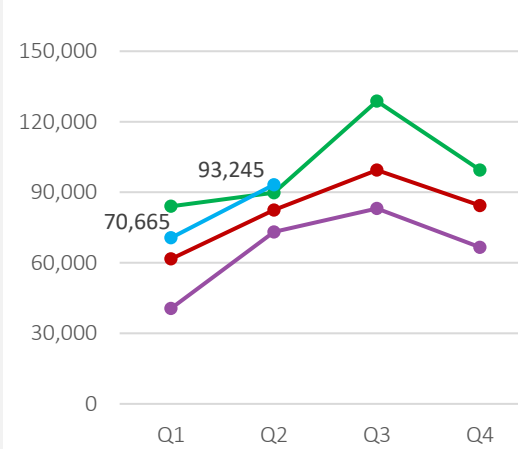
Source: Transportation Planning

3b. Avg Weekday Ridership, Peak-Reverse Direction



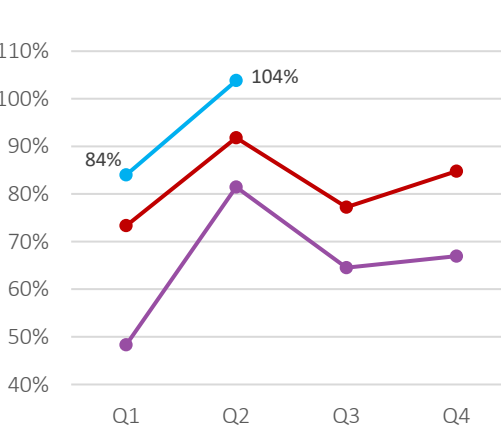
Source: Transportation Planning

3c. Avg Weekend Ridership



Source: Transportation Planning

3d. Weekend Ridership (% of 2019 Levels)

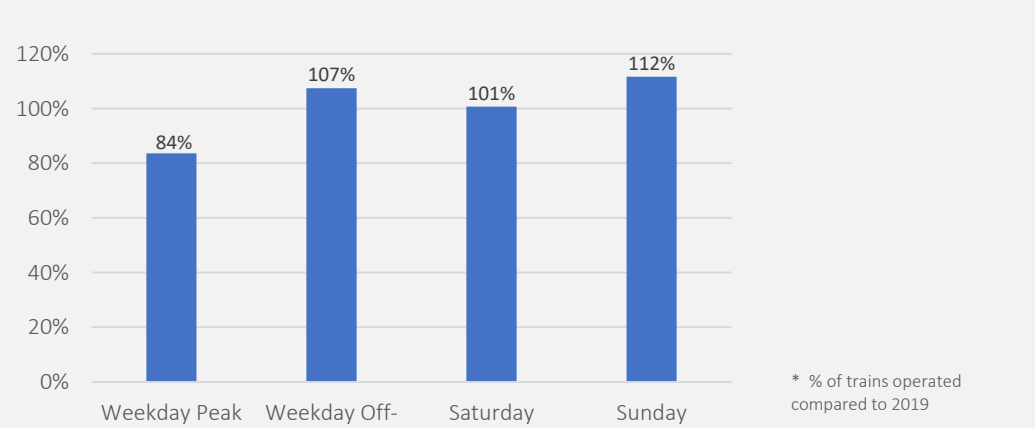


Source: Transportation Planning

B. Implement New Schedules

In order to enhance our service, Metra will continue to modify schedules guided by our service principles.

1. Service Restoration Rate*



* % of trains operated compared to 2019

Source: Transportation Planning

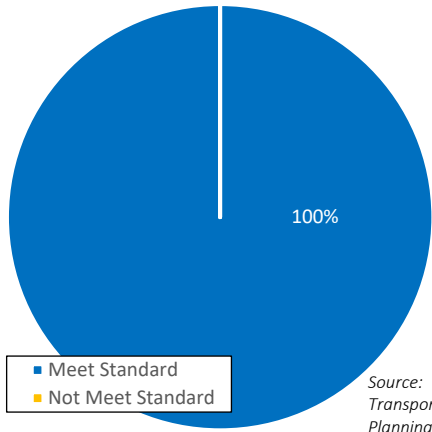
Quarterly amounts represent the status as of the last day of the quarter unless labeled as year-to-date. Annual amounts represent the status as of the last day of the year.

ENHANCE SERVICE TO GROW RIDERSHIP & PROVIDE MOBILITY CHOICES, continued

C. Emphasize Equity

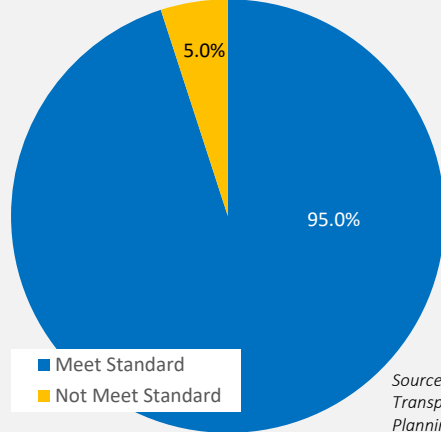
Where feasible, meeting the transportation needs of the region's transit dependent, minority, and low-income residents will be a priority for Metra over the next five years.

1. Minority Stations Meeting Vehicle Headway Standard*



Source: Transportation Planning

2. Non-Minority Stations Meeting Vehicle Headway Standard*



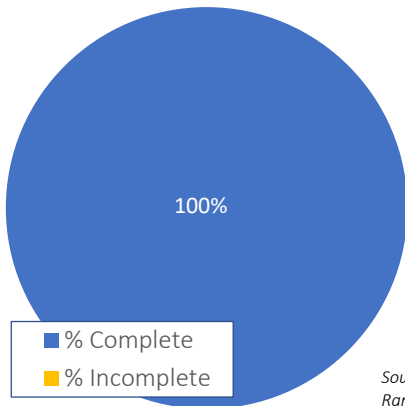
Source: Transportation Planning

* Vehicle Headway Standards dictate the minimum number of revenue stops per station in each direction by service period based on the rail line's service level (full/medium/limited). Vehicle Headway Standards and Minority Stations are defined by Metra's Title VI Program.

D. New Service Opportunities

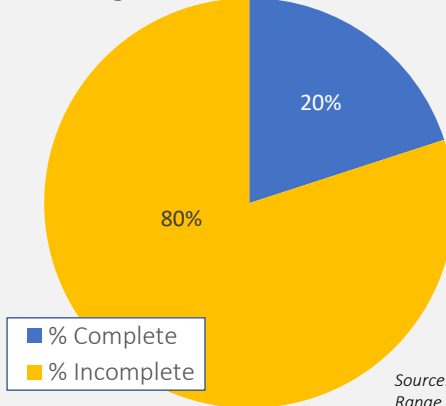
Efforts to analyze new destinations that Metra could serve through infill stations, line connections, schedule improvements, and new partnerships.

1A. Route Restoration Study (RRS) Progress



Source: Long Range Planning

1B. Systemwide Network Plan (SNP) Progress



Source: Long Range Planning

ENSURE THE METRA EXPERIENCE IS SAFE, EASY, & ENJOYABLE FOR ALL CUSTOMERS

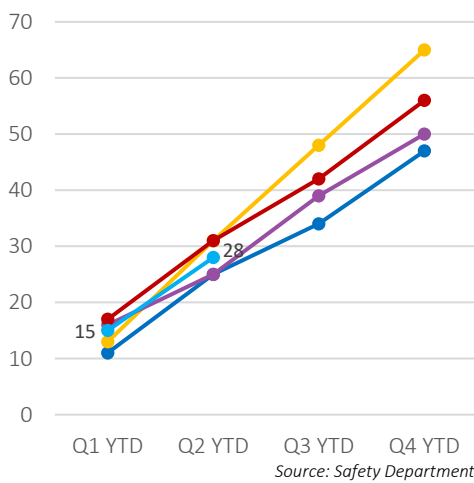
To remain a competitive transportation option and attract new customers, Metra must ensure that our service is as safe as possible, easy and intuitive to use, and enjoyable for everyone.

E. Maintain Safety of Metra Employees and Passengers

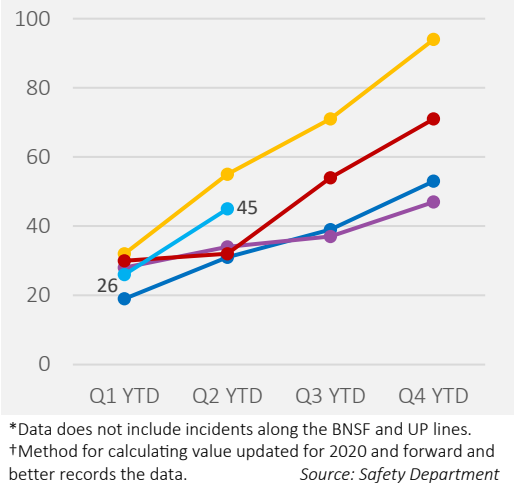
Metra Police will implement programs to improve safety and security for our customers and employees.



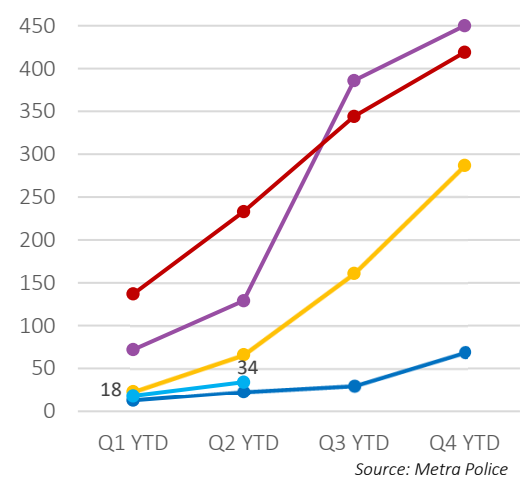
1. Total Employee Injuries



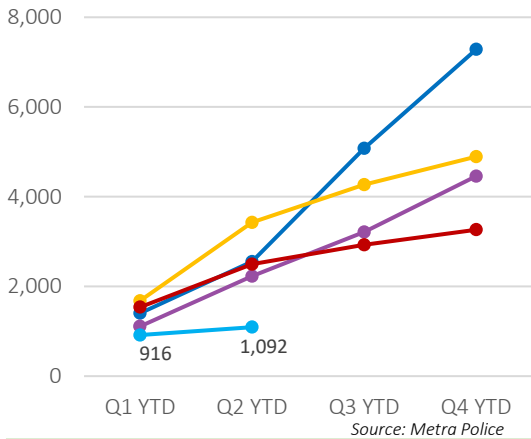
2. Total Passenger Injuries*†



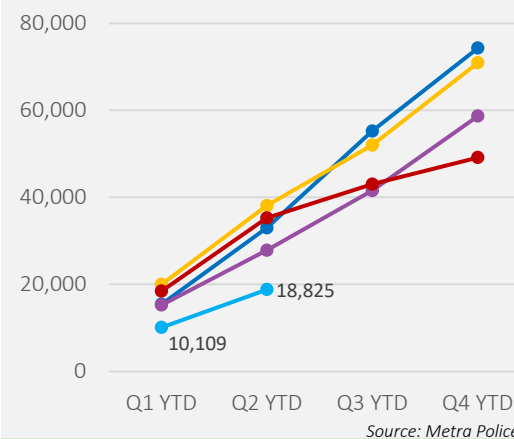
3. Grade Crossing Enforcement Details



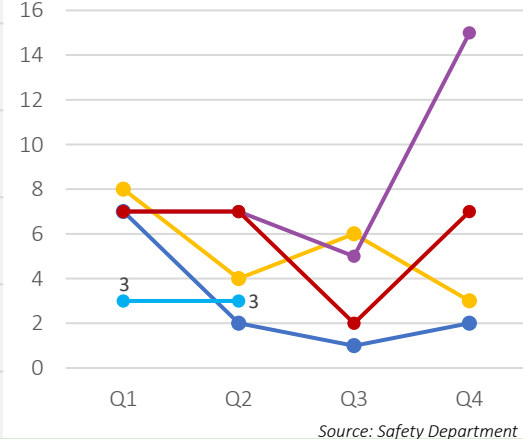
4. Police Officer Train Rides



5. Police Officer Station Checks



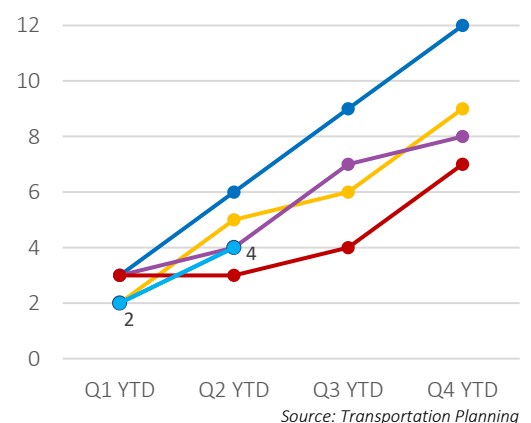
6. Train - Vehicle Incidents



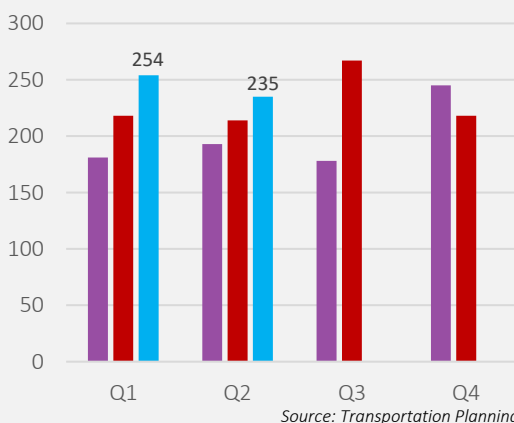
F. Operate Service to Meet Schedule Expectations

Reliability is one of the top reasons why people choose and value Metra.

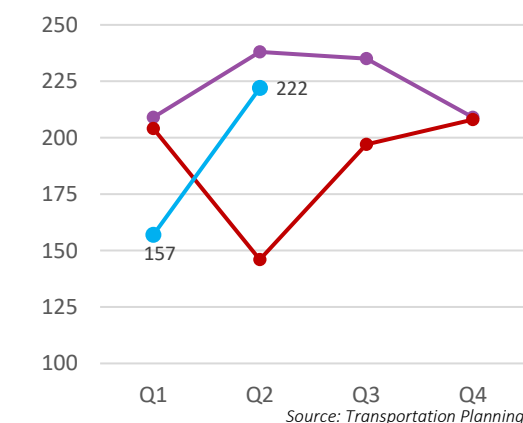
1. Number of Months Meeting OTP



2. # Trains Delayed by Mechanical Failure



3. # Trains Delayed by Freight Interference

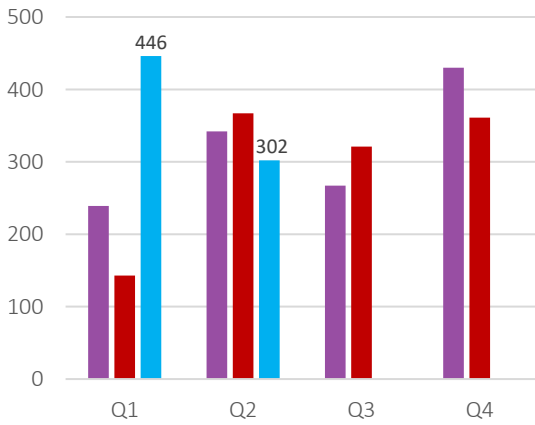


Quarterly amounts represent the status as of the last day of the quarter unless labeled as year-to-date. Annual amounts represent the status as of the last day of the year.

ENSURE THE METRA EXPERIENCE IS SAFE, EASY, & ENJOYABLE FOR ALL CUSTOMERS, continued

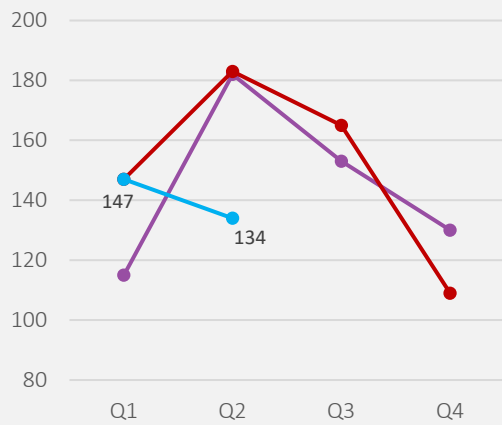
F. Operate Service to Meet Schedule Expectations, Continued

4. # Trains Delayed by Switch / Signals



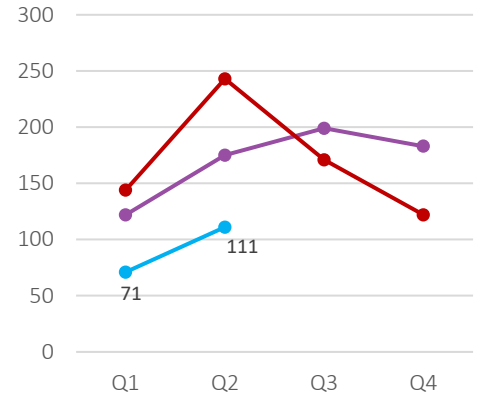
Source: Transportation Planning

5. # Trains Delayed by PTC



Source: Transportation Planning

6. # Trains Delayed by ROW Incidents

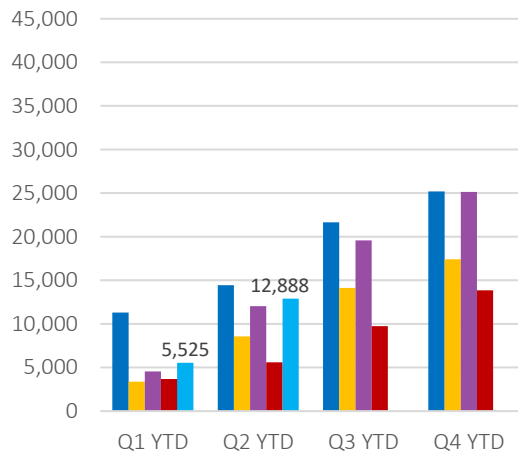


Source: Transportation Planning

G. Improve Customer Communication

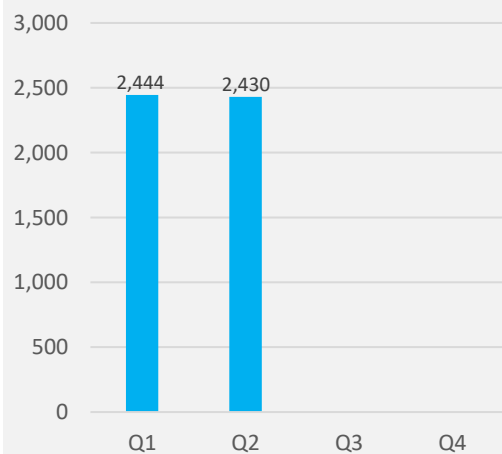
Being responsive to the comments, concerns, & suggestions from our riders is key to providing the safest, most efficient, & reliable service to our customers.

1. Comments Received by Passenger Services*



Source: TRACC

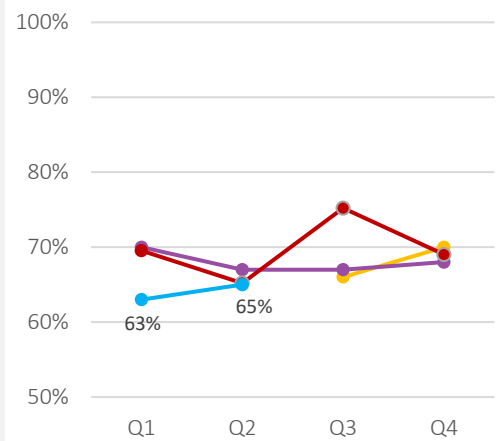
2. Total Consumer Contacts from "Contact Us" and Social Media



*Tracking initiated Q1 2024

Source: Social Media & Graphic Design

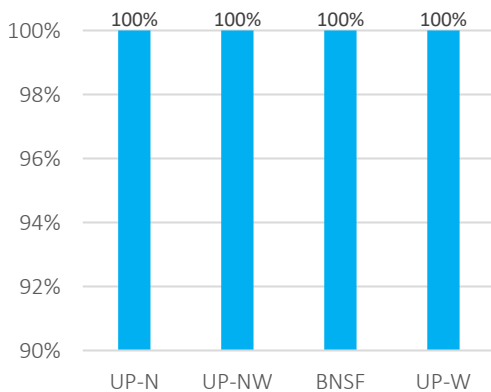
3. Share of Survey Respondents Satisfied with Metra*



*Data is from on-board QR code survey launched in July 2021.

Source: LKH&S

4. Percent of PSA Lines Equipped with ACORN*



*ACORN -- Automated Communication On-Board Reporting Network

Source: IT


Quarterly amounts represent the status as of the last day of the quarter unless labeled as year-to-date. Annual amounts represent the status as of the last day of the year.

ENSURE THE METRA EXPERIENCE IS SAFE, EASY, & ENJOYABLE FOR ALL OUR CUSTOMERS, continued

H. Rehabilitate Stations and Facilities

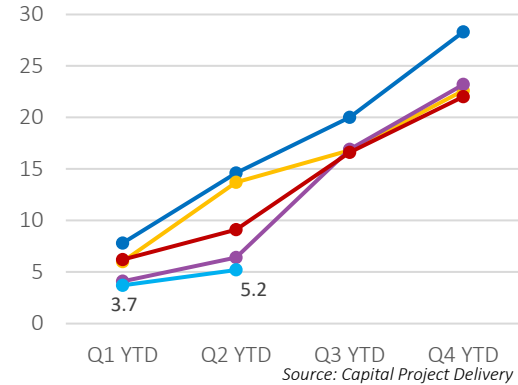
Metra is working to upgrade stations, facilities, and rolling stock to improve user experience and attract riders.

1. % Stations ADA Accessible*



Source: Capital Project Delivery

2. Total Amount Spent on Station and Facility Construction (\$ millions)



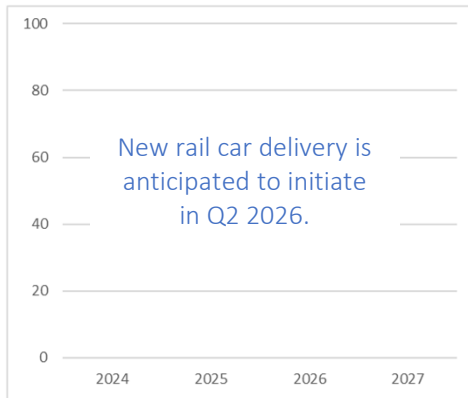
Source: Capital Project Delivery

* KPI measured annually, data as of 1/1/2024

I. Improve the Onboard Experience

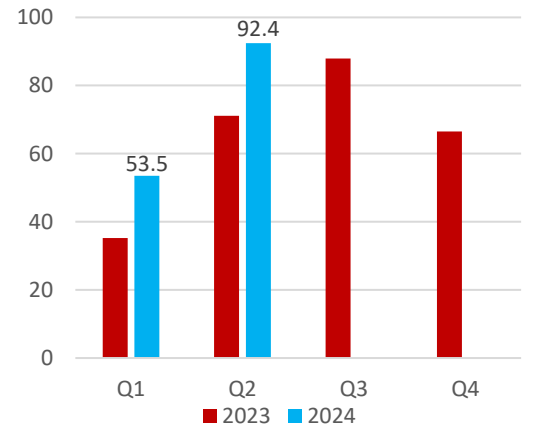
New rail cars will improve the ride, comfort, on-time performance, and amenities for our passengers.

1. New Rail Cars Delivered



Source: Mechanical

2. Bicycles on Metra Trains (in thousands)*



*Tracking initiated Q1 2023 Source: Transportation Planning

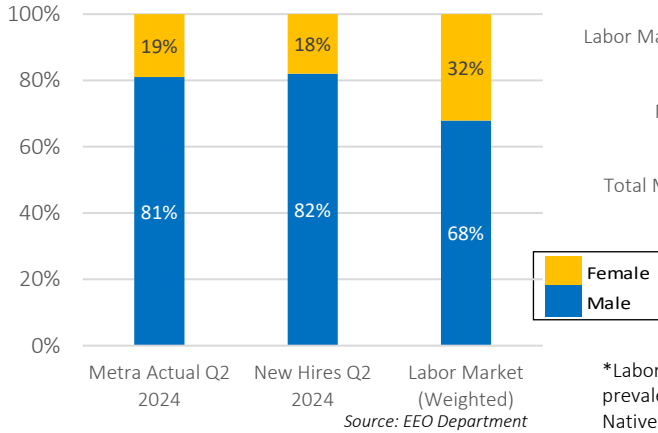
ATTRACT A DIVERSE WORKFORCE AND INVEST IN OUR EMPLOYEES

The future of Metra relies on our ability to attract a diverse, skilled workforce, and on the investment in our employees as they continually develop their skills.

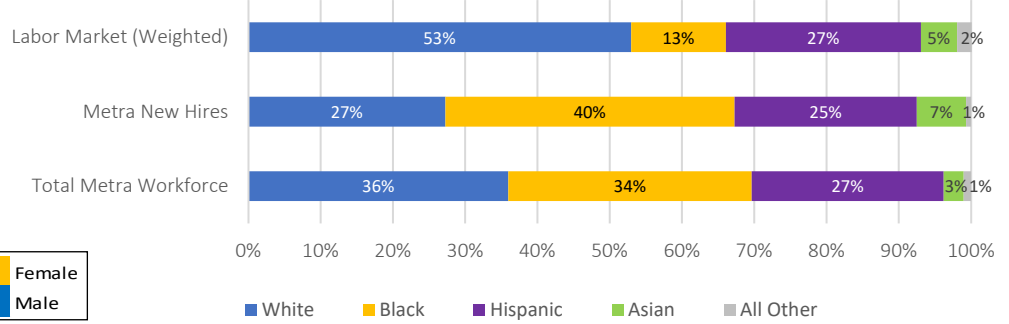
J. Advance DEI Initiatives in Hiring

Metra will continue to implement our Equal Opportunity Employer Plan and its affirmative action components.

1. Align Workforce Diversity with Available Labor Force (Gender)

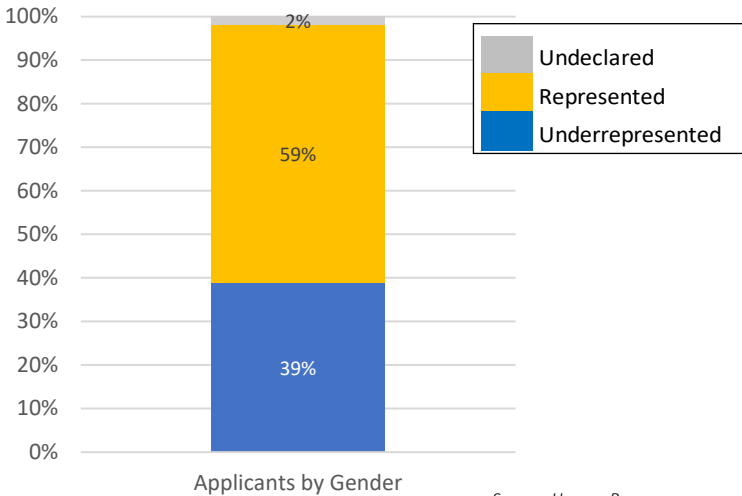


2. Align Workforce Diversity with Available Labor Force Q2 2024 (Race)*

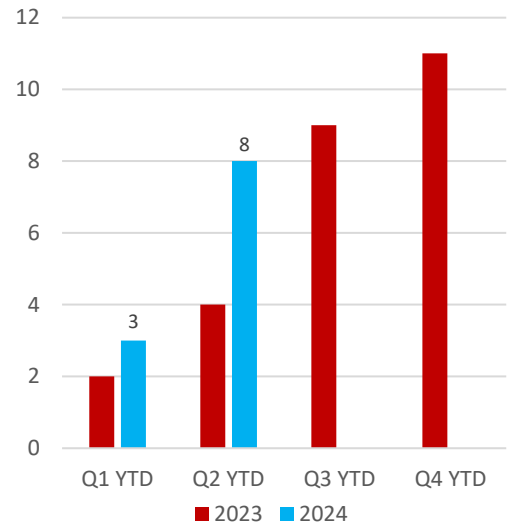


*Labor market defined by the Chicago six-county region. Availability weighted by job category prevalence as a share of Metra's workforce. All Other includes American Indian, Alaskan Native, Native Hawaiian, Pacific Islanders, and those having two or more races.

3. % Job Applications from Underrepresented Gender (Females) in Q2 2024



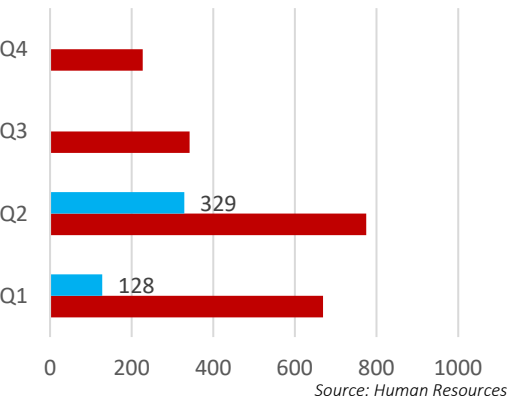
4. # Recruitment Events



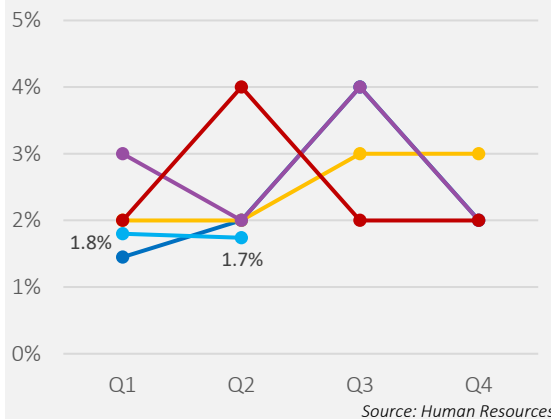
K. Foster a Collaborative and Inclusive Work Environment

Metra will track progress of the implementation of our DEI Program.

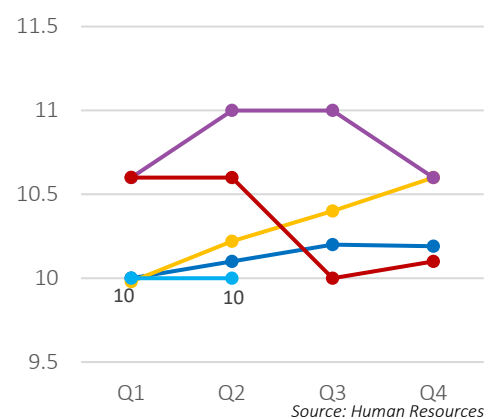
1. # Employees Participating in DEI Training



2. Turnover Rate



3. Average Number of Years Employed

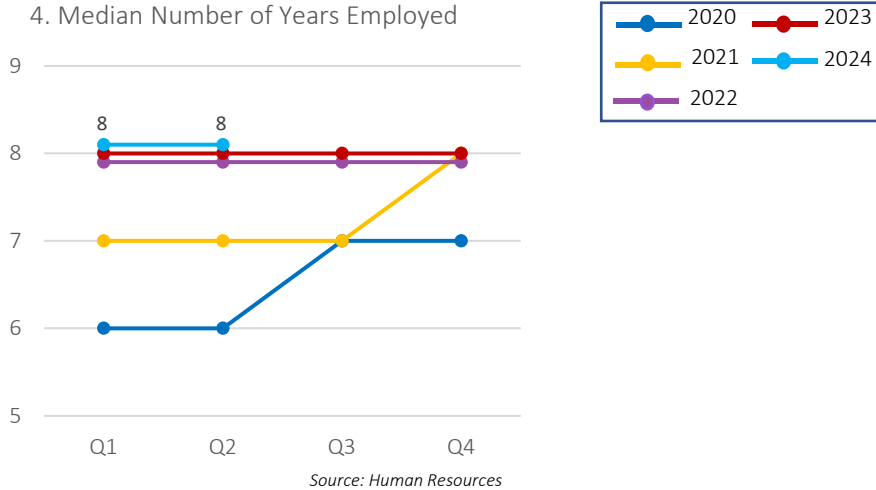


Quarterly amounts represent the status as of the last day of the quarter unless labeled as year-to-date. Annual amounts represent the status as of the last day of the year.

ATTRACT A DIVERSE WORKFORCE AND INVEST IN OUR EMPLOYEES, continued

K. Foster a Collaborative and Inclusive Work Environment, Continued

4. Median Number of Years Employed

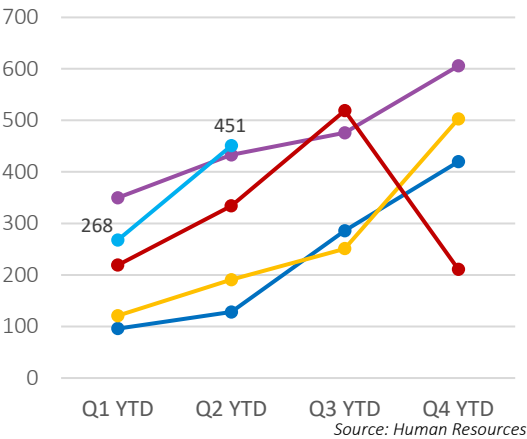


L. Encourage Participation in Voluntary Development Programs

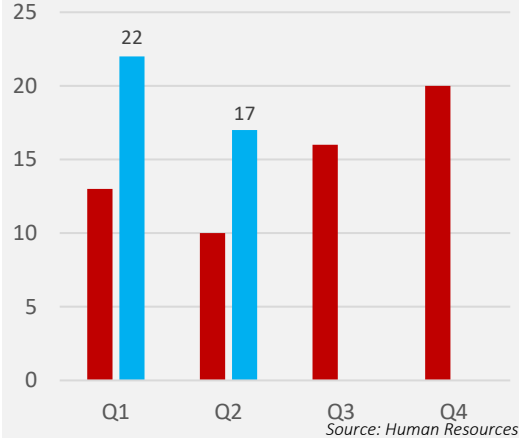
Increasing participation in professional development programs builds our workforce's capacity.

2023	
2024	

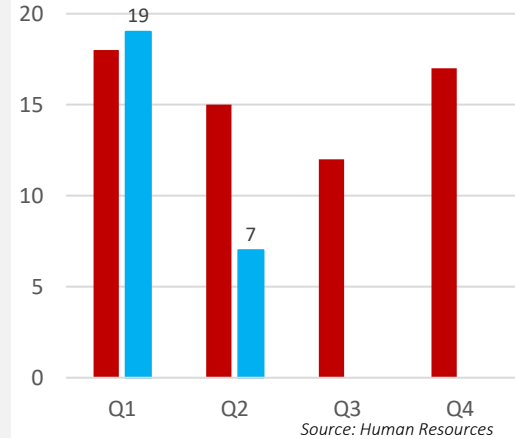
1. Total Number of Non-Contract Employees Attending Internal Courses



2. Number of Employee Development Courses Offered



3. Number of Metra Employees Receiving Tuition Reimbursement



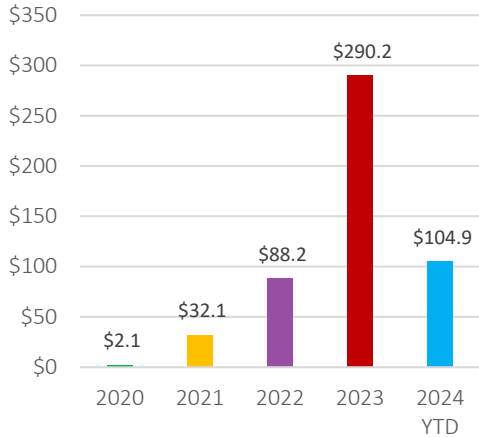
INNOVATE TO BECOME MORE EFFICIENT AND EFFECTIVE

Metra will deploy innovative tools and adopt new, data-driven practices to leverage funding sources and improve our system efficiently and effectively.

M. Pursue Alternative Funding Sources

Metra will continue to seek funds from new and current funding partners.

1. Value of Grants Awarded YTD (\$M)

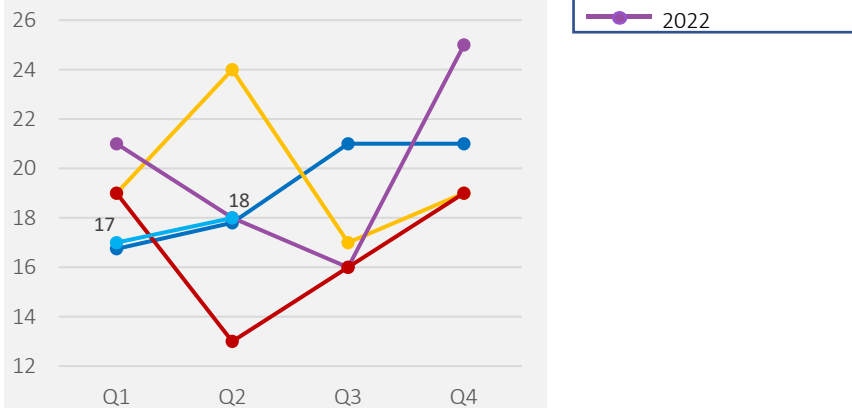


Source: Program Development and Grant Pursuits

N. Capital Projects

Metra's new Capital Delivery Office will improve project implementation

1. # Active Capital Construction Projects

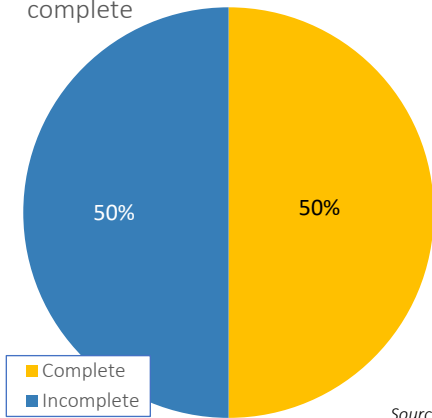


Source: Capital Program Delivery

O. Integrate Fares with CTA and Pace

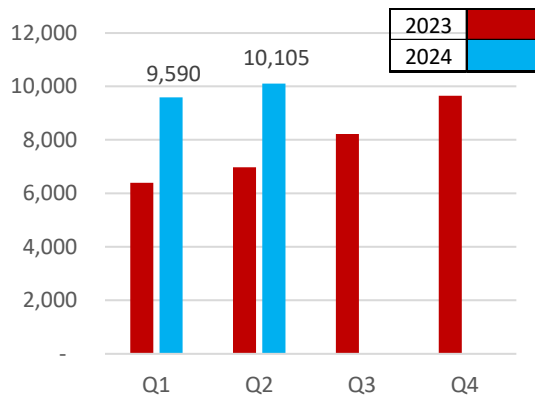
Improve regional connectivity by facilitating mode transfers.

1. % of Phase I TVM installation program complete



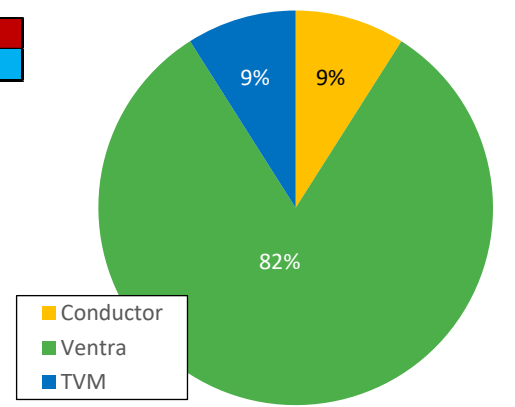
Source: IT

2. Regional Connect Pass Users



Source: Transportation Planning

3. Ticket Sales Channel*

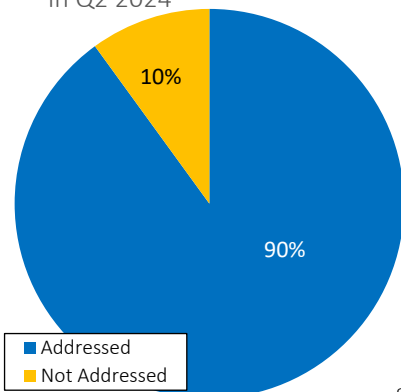


*Tracking initiated Q1 2024 Source: Transportation Planning

P. Keep IT Infrastructure Safe

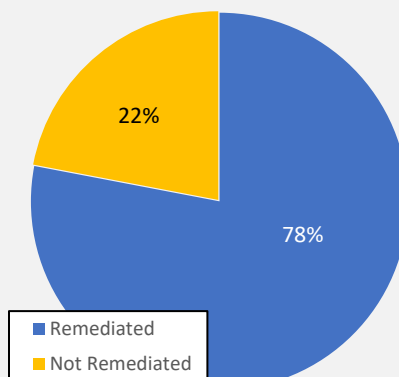
Metra will implement our cybersecurity strategy.

1. % of Critical Tactical Vulnerabilities Addressed in Agreed Upon Time Frame in Q2 2024



Source: IT

2. % of Risk Registry Entries Remediated within Expected Time Frame*



* KPI measured annually, data as of 1/1/2024


Source: IT

Quarterly amounts represent the status as of the last day of the quarter unless labeled as year-to-date. Annual amounts represent the status as of the last day of the year.

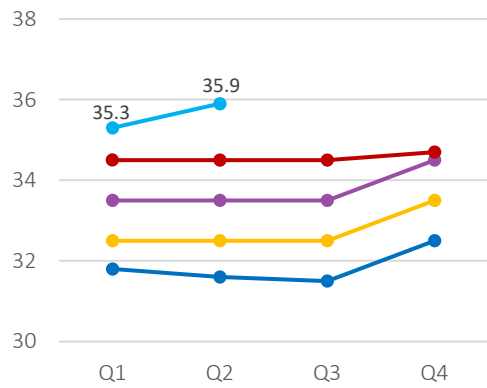
INNOVATE TO BECOME MORE EFFICIENT AND EFFECTIVE, continued

Q. Optimize Capital Assets

Prioritize replacement of capital assets in accordance with our Transit Asset Management (TAM) plan

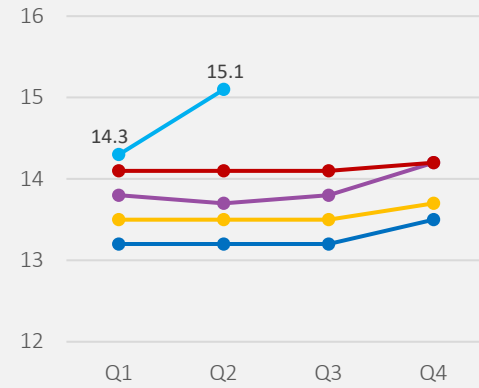


1. Average Age of Cars (Years)



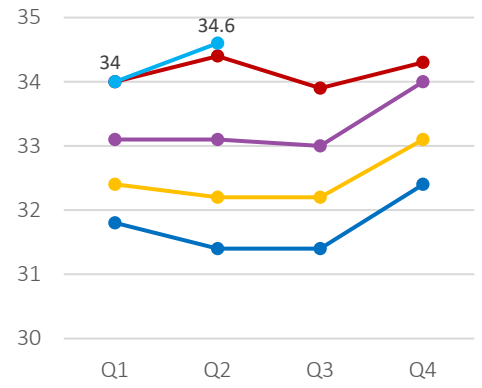
Source: Mechanical

2. Average Number of Years Since Rehabilitation for Cars



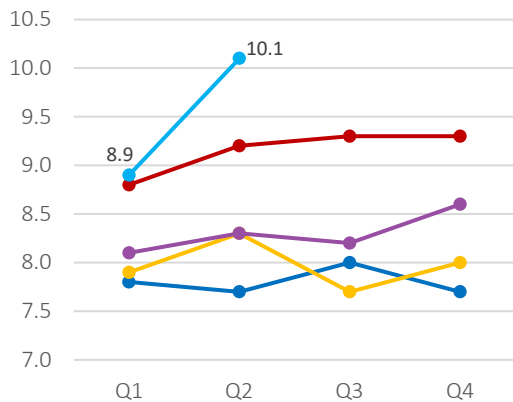
Source: Mechanical

3. Average Age of Locomotives (Years)



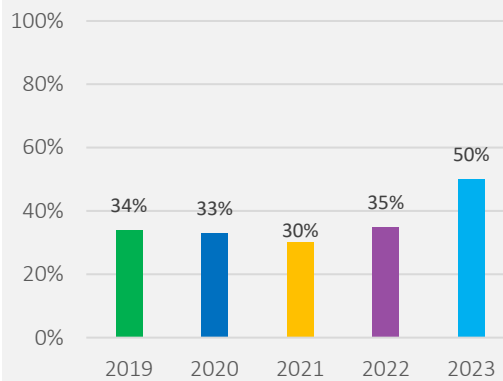
Source: Mechanical

4. Average Number of Years Since Rehab for Locomotives



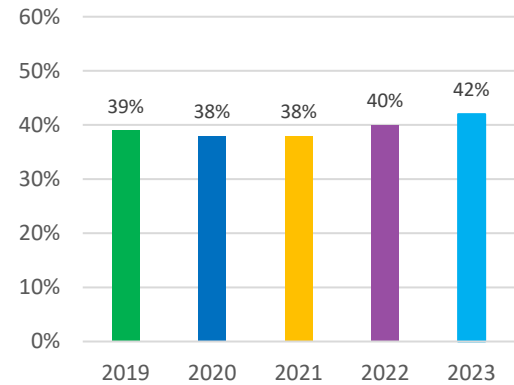
Source: Mechanical

5. % Equipment Beyond Useful Life*



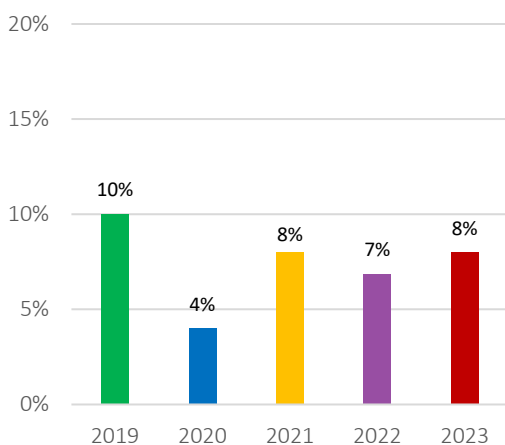
*KPI calculated annually each May for NTD reporting; 2023 data will be available in Q2 2024.

6. % Rolling Stock Beyond Useful Life*



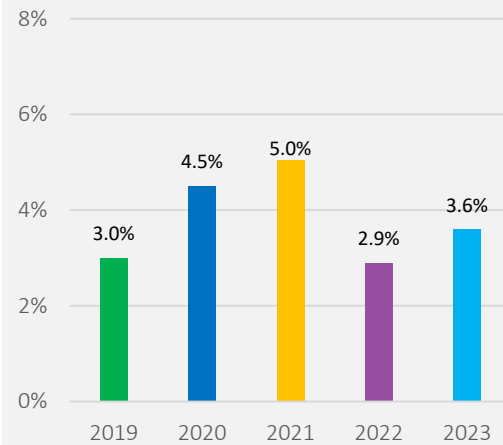
* KPI calculated annually each May for NTD reporting; 2023 data will be available in Q2 2024.

7. % Facilities with Conditions Rated Less than 3.0 on TERM Scale*



* KPI calculated annually each May for NTD reporting; 2023 data will be available in Q2 2024.

8. % Track with Speed Restrictions*



* KPI calculated annually each May for NTD reporting; 2023 data will be available in Q2 2024.

Quarterly amounts represent the status as of the last day of the quarter unless labeled as year-to-date. Annual amounts represent the status as of the last day of the year.

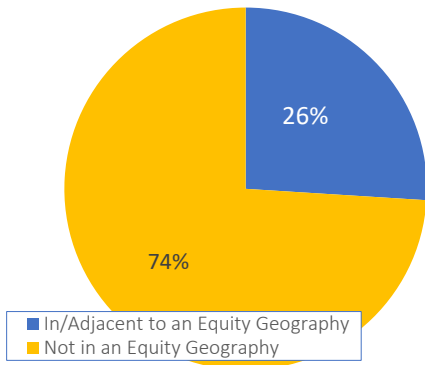
BE A SOCIALLY RESPONSIBLE ORGANIZATION COMMITTED TO EQUITY AND SUSTAINABILITY

Metra seeks to implement policies and projects that meet the transit needs of historically disadvantaged populations and support the region's mobility needs with the least environmental impact.

R. Emphasize Equity in Capital Programming

Metra will consider an equitable distribution of projects in the Capital Program throughout the region

1. % Projects in the 2024 Capital Program in Historically Disadvantaged Communities *

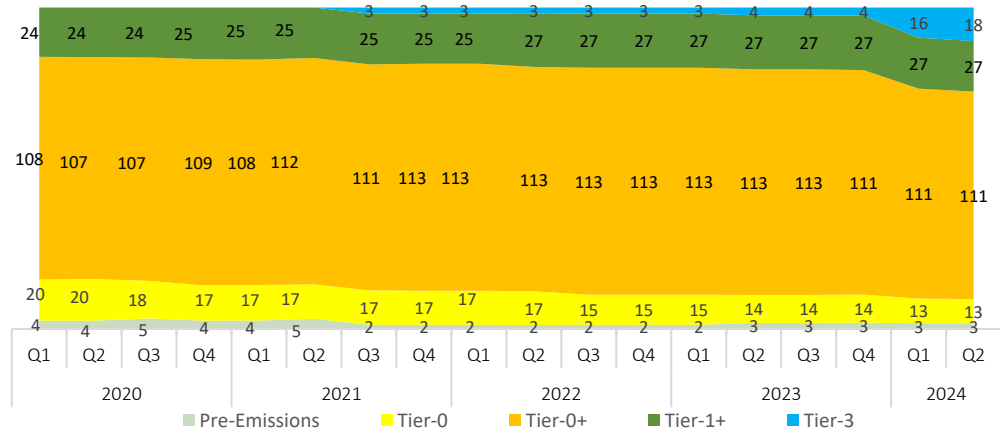


*KPI to be calculated annually in Q4 Source: Strategic Capital Planning

S. Reduce Our Carbon Footprint

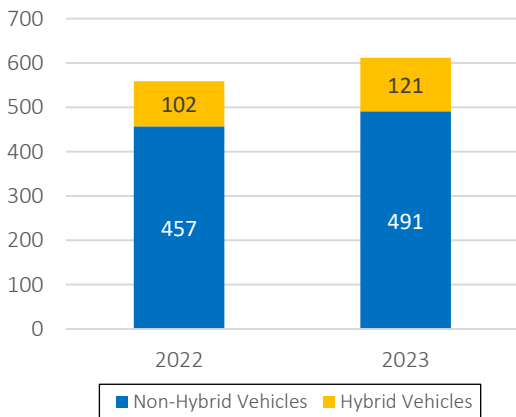
Metra is committed to reduce carbon emissions

1. Number of Metra Locomotives by EPA Tier



Source: Mechanical

2. Rubber-Wheeled Fleet that are Hybrid or Electric*

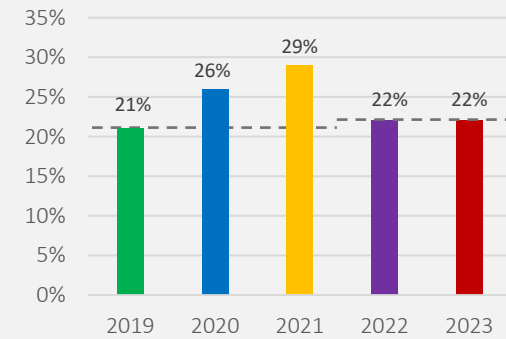


*KPI calculated annually in Q4 Source: Fleet

T. Achieve DBE Contracting Goals

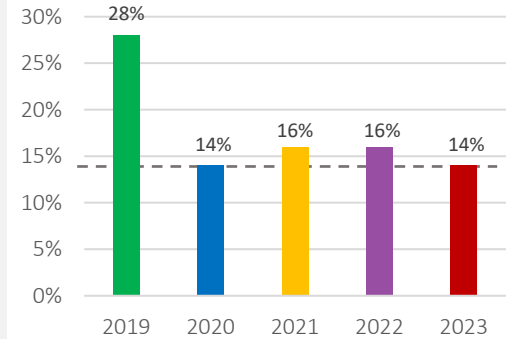
Metra is committed to ensuring that no one is discriminated against in the provision of public transportation. We also seek to foster diverse teams of contractors whenever we bid out projects.

1. Federal DBE Goal: 22%*



Changed to 22% in 2022. Required by the FTA for federal funds. Source: Office of Diversity & Business Enterprise

2. Non-Federal DBE Goal: 14%*

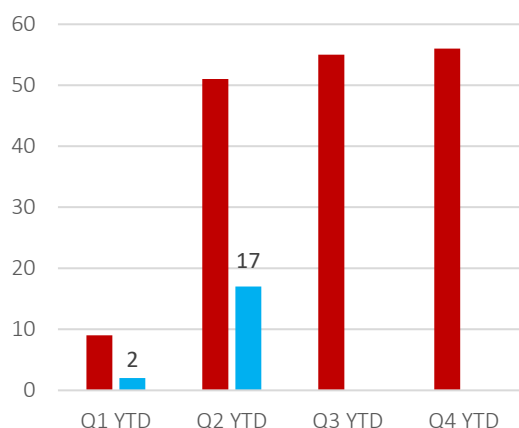


*KPI calculated annually Source: Office of Diversity & Business Enterprise

U. Contribute to the Development of Sustainable Communities

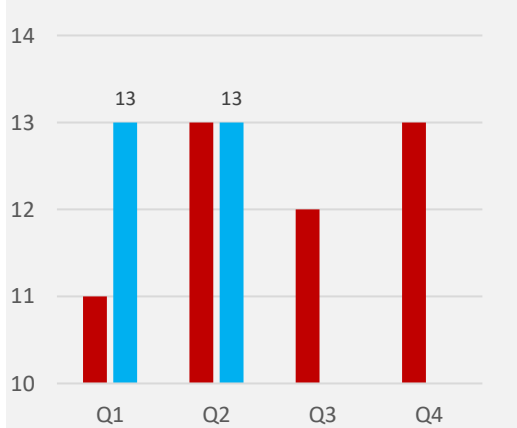
Metra will participate in local and regional projects that plan for resilient, sustainable communities, combat climate change, and promote transit-supportive developments.

3. # DBE Contracts Awarded (YTD)



Source: Office of Diversity & Business Enterprise

1. # External Station Area Planning Studies



Source: Strategic Planning

Quarterly amounts represent the status as of the last day of the quarter unless labeled as year-to-date. Annual amounts represent the status as of the last day of the year.